

**Stepanian Theory of Elementary Particles (STEP)**  
and its sub-process

**Spin Conveyance (SC) Theory (SCT)**

By Leon Stepanian

**PART 2**

**Username: wattsup**

**Website: etherimpress.com**

**YouTube username: wattsup1004**

\*

**Issued: June 14<sup>th</sup>, 2016**

\*

**This document is copyright 2016 and the  
intellectual property of Leon Stepanian.**

\*

**This document may be used in whole or in  
part as long as the reference  
"Spin Conveyance Model" or "STEP Model" or "SCT Model"  
is provided to the reader.**

\*

**The Atom was crying out to us, pleading "Look, I do all these  
wondrous things for all of you, so when will you extend  
to me the recognition I truly deserve?"**

**Leon Stepanian  
a.k.a. wattsup**

## **Preface**

This work encompasses my personal investigations into the workings of our universe and how the valiant atom is the sole motivating basis for a fundamental change in our perspective towards how our electrical effects respond at the atomic level. It is in the change of the atomic construct that we have to then start to show that the action at a distance is in fact a physical atomic attribution and not one involving fields or electrons. Of course this work constitutes the foundational efforts of one man, one observer and so it will be for others of like mind to fill in the gaps. This will require people of many basic disciplines in order to develop new scaling systems for electrical effects and more, but my main implication in developing the SCT was initially to increase our chances of producing free energy devices.

Where Standard EE can survive in a construct full of ambiguity and misconceptions because it does not require any justification for energy efficiency to reach above that of Unity, by contrast, I have come to realize that in order to achieve systems producing energy above Unity or OverUnity, one must first master the true attributes of the energy source itself, which in our universe is the Atom. Without this level of understanding, man will continuously push in the wrong path and remain subservient to technologies that skim the surface of our effects but never really go deep into the mastering of same.

I do not want to delve into endless right or wrong. Part 1 of this work touched upon many points that are not required to repeat here. I think it is more important for me to simply describe STEP and SCT to the best of my present ability and leave it open to further expansion and refinement into a fully functional model.

Part 3 is just starting. I am hoping to hear from others on Part 1 and 2 and to possibly see if there is any misconceptions that could be squared away before I put up Part 3. I am also sure that with the contained information, many will already have their own Part 3 already done and getting to Part 4 in some areas. Hahahahahaha

## **General Terms**

I will herein set out a starting Legend so readers can have a simple method of relating to SC.

Universe = U = Space = Ether = Diluted Gravity (Mass floats in space not because of an absence of Gravity but because Diluted Gravity or Neutral Gravity is equally distributed around the Mass and hence the Mass can float in space just like a buoyant object can be suspended in water.

Matter = M = Nucleus and its subs.

Mass = Nucleus with an outer shell (for now) Dense Gravity = Atom

Ether Impress = When Matter has reached its critical speed of travel through the Universe the Universe impinges upon the Matter with an outer shell thus changing the Nucleic Matter to Atomic Mass. The energy obtained by Matter's movement through the Ether creates an Impingement that comes from the process of Ether Impress.

Relative Motion to Universe = RMU = The minimal speed required for Matter to change to Mass.

PTE = Periodical Table of Elements as accepted by science at present except where they differ by this construct.

Atom = Matter plus outer shell = Nucleus plus outer shell = Mass

Electrons = Present Atomic Outer Shell = In SCT electrons do not exist since the inter-atomic travel of electrical signals is not "electron flow". The thought that each nucleus requires one or more mass particles to orbit the nucleus is not required, nor is there any requirement for the electron to be exchanged based on valance effects. This liberates the shell to become its true construct as the surface we touch and feel and live with everyday. The outer shell of the atom provides atomic cohesion without the worry of electron reactions.

Nucleus = Matter = Protons and Neutrons (or one or more sub-element(s) to be defined) as per the PTE, the P and N counts are used to determine the degree of off balance of an element matched to the thickness of the outer shell will determine the Atom's attributes for the 6S's (see further on).

Nucleic Heavy Side = NHS = HS = The offset between P and N.

Nucleic Heavy Side Ratio = NHSR = HSR = Each Atom has a total P plus N = Nucleons for the Nucleus, so HS divided by Nucleons gives you the NHSR. You will notice that the heavier the Nucleus the wider the casing hence the greater PTE EC numbers but the Atomic Casing should remain the same thickness. This will provide a constant for Reactivity.

N-Reactivity = NR = Nucleus reaction level. We will find that each type of nucleus will have from none to spin attributes. We already have so much EE standard info available to provide first sets of vectors. New ways to study the effect will be evident.

Atomic Casing Permittivity = The PET EC provides the numbers. As the nucleus increases in the HS, the STEP 1st Layer of Grease usually stays at  $2+8=10$ . This means the bigger the nuclei, they don't necessarily have more room to move.

Magnetic Field = In SCT the magnetic field as described by science as being an entity that exists outside the physical confines of the magnetic object does not exist.

Energized Coils, Magnets, Planets, Suns = Localized Gravity Source(s) (LGS). These devices do not produce an outward field that rubs against copper wire that then incites electrons to flow in that wire.

Localized Gravity Source(s) = LGS = The LGS produces an inward directed or inward pulsing presence of concentrated gravity where the nuclei of conductive atoms sense this higher local gravity presence, movement or absence, directly or at a distance by the Nuclei themselves. The actual physical spin attribute produces the mechanism for both sensing the passing LGS as well as conveying that sense to the other nuclei throughout the wire as well as generating the observed heat signatures of such events. This direct action/reaction has been confused for over a millennia as being caused by a magnetic field but in SCT, fields are not required to generate such effects.

Magnetic Influence = Employed to ease the transition for those already deep into the Standard Model. Simply identifies the Magnet or Energized Coil as the Source of the Influence while people can work out the non existence of the field and electron in their own minds.

More to be added but for now let's get back to the STEP and SCT.

Leon Stepanian a.k.a. wattsup

### **Introduction to the STEP Model**

Let's first start with the Stepanian Theory of Elementary Particles. Fancy words yes, I used my family name because I needed a word that started with the letter "S" and using the word Standard would only produce confusion with the present Standard Method. So we are stuck with Stepanian and the abbreviation is STEP, so how appropriate is that? The STEP Model is born.

In our day to day lives we should understand three things. The first is Physics. Physics does not require full reality since it also deals with theoretical notions of Mass. Chemistry and Electrical Engineering are real occupations requiring real effects to engender real results for the productive advancement of humanity. So we have Physics that basically plays the tune, but only Chemistry and EE (yes and many others) do the dance. Whatever the tune, the dance will be directly proportional. Play the wrong tune and the dance will not be as perfect as it should but there will still be a dance. This is how our lives are led at the present. We dance but too often not at the right tune. Yes this is a very simplistic way of looking at science, because science has managed to over-complicate nature so that only a few can understand it as it is played. I know this sounds very redneck but I think it is important for the reader to understand that being overly complicated only serves the few. Nature does not require anything more than the least required effort to produce an effect.

The Egyptians at one time were not working on ICs when they built the Pyramids. They had to understand the basic nature and built a wonder. That same force of simplicity, if applied in OU research should do the trick. We need an OU mentality for the OU to come. Knowing STEP and SCT will not miraculously provide OU. But presently I have never read anything out there that helps OU to plant its feet in our reality. The STEP and SCT should do the trick in my book, give it 1 year and we have simple OU, but not only the toy, the base will be there to ensure it does not disappear. The toy may fly away but the knowledge will stay.

So we have the Atom as the main player. We know the Atom has to have a center or what we call the nucleus. We also know it requires an outer surface to interface with our reality of solid, liquid, gas or plasma Mass. We call it an Electron shell and we know that the shell requires certain valence attributes for Atoms to stick together. For the moment let's forget about Atom splitting since this has no bearing on the STEP or SCT. Atom splitting just produces other atoms that will still abide by the STEP and SCT when applicable.

We know that all Atoms are not made equally and this is evident in our present scientific base as the PTE. The PTE has already done a fair job of sorting out the various Atoms into groups. I do not require to describe each group as the reader should already have some exposure to the PTE.

What we basically need to keep in mind is that in the PTE, we generally look at the Atom having 1 or more shell electrons that match the number of Protons in the Nucleus plus 0 or more Neutrons in the Nucleus. All the quantity variations occur in those three atomic components or variables.

Standard science has seen fit to keep the outer shell of the Atom strictly as an electron based environment with only the outer one (or two) layers as the only active portion that is involved in "electron flow of electricity", "electron valence" for bonding, oxidation and other chemical reactions. So outside the nucleus all we have are electrons in the Standard Model.

It is curious however that Science then sees it fit to conjure up so many Nucleic sub-particles that go smaller and smaller and one would think there is no end to how small man will go into the Nucleus even though it is already so small about 2% of Atomic volume. Today Bosons are considered the ultimate in small scale but who knows what man will think of next. But all the sub components are defined and considered realer than real while their actual atomic-mechanical-physical usefulness is never actually defined. They are just there because we said so. But what about Nature's Law. Nothing can be for no reason. Why should the Nucleus have all these parts and not the shell? Why does the shell have a whopping 98% of atomic volume only be relegated to such a limited tool chest, one tool actually, the electron? How can Nature meet up with all its worldly demands of cause and effect with only the electron as the physical interface between the Nucleus and reality?

In the STEP or SCT, the PTE Electron Count (EC) is not indicative of an actual number of physical electron particles "in orbit" as we know them today since under both models the electron itself does not exist. The EC is taken as a shell density indicator, just as the Earth has an atmospheric density that is consistent with the Earth's Mass density and volume. The same occurs for every Atom. This is more consistent with today's description of the Electron Cloud except that there are no electrons.

The main difference with the standard PTE and STEP and SCT models is the actual EC is split into 1, 2, or 3 distinct layers each having their own attribute to add to the performance of the given Atom where all layers provide enough density to match the actual Proton/Neutron counts hence their Atomic Weights.

These attributes of the layers provides the Atom with specific tasks as per their already known designations especially those of the Transition Metals that have conductive attributes to which I will continue the description of function.

In all cases of the many Atoms, we all have to go back to that one main contention - that Nature does nothing without a reason. Nature never exceeds what is required to be reality, only man's imagination can do that. Nature has reasons for creating nuclei in many ways. Nature has reasons for creating the nucleic shell in the many ways it does. Each has a reason but for us, those reasons have not been put forth in their entirety and even this theory may not do this to a complete extent and will not purport to be the entire story of Natures Atom. With hopes it will however bring us much closer to the real fanfare of the Atom and at this early stage of this new fledgling theory, I could not ask for anything more than these Models being the technological knowledge finger pointing into a new direction.

The actual designations and functions of the atomic parts fall into the overall STEP Model. The actual attributes these bring together to the nucleus fall into SCT. One cannot exist without the other. The actual motional workings of the Atom will require some eventual animations in order for the reader to better visualize the actual effects of Spin Conveyance and hopefully this will be done in the coming future. With the right math such animations will also permit new simulators of cause and effect. Ok, enough small talk, let's get down to business.

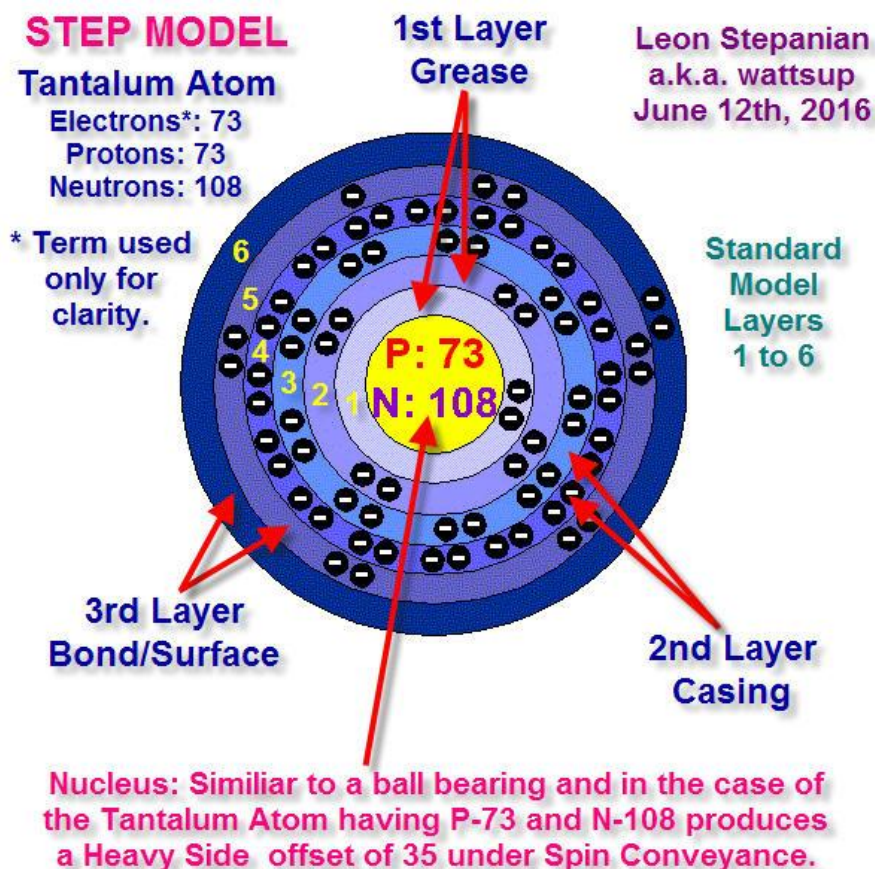
To explain the STEP Model of the Atom we will look at a Standard Tantalum Atom (shown below as a cutaway - Figure 1) having its 6 shell standard layers of electrons. We will then consider the STEP Atom to be the analog of a fully functional Ball Bearing where the center ball is the nucleus, around the ball is bearing grease and around that is the ball bearing cage and casing and around that is clips to connect each casing to other ball bearings. Here the center ball bearing itself will be further defined by the SCT.

Here we will see that under the STEP Model, Electron Layers 1 (2 electrons) and 2 (8 electrons) make up the 1st STEP Layer which is an analog to grease. Electron Layers 3 (18 electrons) and 4 (32 electrons) make up the 2nd STEP Layer which is an analog to

the bearing cage and casing. The final Electron Layers 5 (11 electrons) and 6 (2 electrons) make up the 3rd STEP Layer which is an analog to the outer exposed surface with bonding clips.

So we now have a STEP Atom that, for the purposes of this rudimentary explanation is using the ball bearing as the analog. This provides the "atomic outer shell" with more elements to better portray the Atoms actual effects in Nature that could never be explained by the present Standard Model where the Tantalum Atom only has these 73 electrons in a magical perpetual orbit around a nucleus. Nature now has the tools in hand to respond as per its fanfare.

**Figure 1: STEP MODEL using a Tantalum Atom Example**



In the STEP Model the 3 Atomic Layers are not made of electrons that are the cause of electricity or valance exchanges. The actual make-up of the 3 Layers is presently undefined and actually not important for the cause and effects attributions since cause and effect can be derived by the actual observed processes that do not require any further understanding of the make-up itself at this stage. Suffice to say that if we consider Quantum Mechanics as a valid part of science with valid observations of sub-nucleic parts, there is nothing that will prohibit the actual outer shell from being composed of a variety of those same parts as the per actual nature of Matter being

popped into Atomic Mass by its motion through the Ether. This, at this stage should be left open for future discovery as man has much more pressing needs at the moment. So we can see with the example of the STEP Tantalum Atom that the Atom has a much wider range of components.

In the actual PTE, we know that Atoms come in a wide range, some having more or less outer shells, some having more or less grease, some having more or less casing material, some having more or less exposed surface and bonding clips, some have more or less protons and neutron in their nuclei. All of these variations produce the world around us and how they respond to outer stimuli.

The Atom was endowed with all these variations because it does one thing very well. It moves in Ether or Space or the Universe.

### **Now let's look at Spin Conveyance (SC).**

To help explain SC, I will use as a common construct the empirical data of the Periodical Table of Elements (PTE) and I will herein interpret as an example using the very well know and highly regarded and utilized Copper atom.

SC does not consider Protons and Neutrons to be individual balls all randomly clumped into one dotty pile as is most often illustrated in our science books. The actual makeup of these will be defined in the future. For now such precision is not important to provide the basis for SCT, since STC considers both the PTE Proton and Neutron counts to offer a good enough base indicator of Matter to be part of one central affectation whose combined Matter provides for a spherical or off spherical nuclei. This is the main basis for SCT and when you look at the best images of atoms to this day, this would fall in perfectly as we see a condensed center an outer shell and points of contact to other atoms.

SC does not care about the "quantum" aspects of the atom since going any deeper then the nucleons is not relevant. Quantum theory, even if it can "predict" an outcome, does not make it right about the base constructs of the effect which are not field and electron based. There always has to be an electron exchanged somewhere with the present and quantum constructs. In SC you do not need anything to travel between anything else for most of the exchange requirements are nullified. Quantum for SCT are the guys that want to look closer to the atom, OK, give it your best shots, but to know at this day in our present progression in technology with only unproven fields and electrons as the back-up story to now delineate quarks and friends seems overly optimistic. We do not have the luxury to be wrong this time around. We do not have another 150 years to spin our wheels and pump our wells. The only reason we build our coils the way we do is because we totally have abdicated to our belief in electronics and the electrical phenomena to the action and reaction of magnetic fields and electrons. With this construct well in the mind and in every conscious point in one's body, we build our coils the way we do because we believe in one way of looking at natures own prowess. But

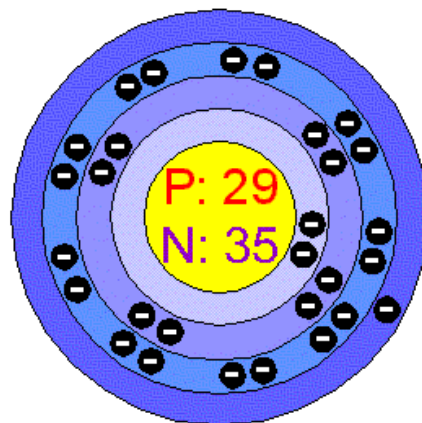


this never meant we were right. We instinctively know that free energy should be a common practice, we just feel it in those same conscious points in our body. As specified earlier on in the STEP Model, electron counts and shells are interpreted as density gradients and will be subject to greater precision once people start to use the STEP and SCT Models for their own cause/effect determinations.

The PTE data is interesting. The electron counts can be used for now but eventually SC will develop a complete atomic shell construct without the electron counts. The electron and all it implies is wrong, but the data is good. Data is impervious to construct when the means to obtain that data are known, so right there, academia would be required to work on a re-write. That's not my fault and I am sorry if it entails change but change for the truth is better late than never.

The SC concept has many layers but in general the electron count will determine how well a Nuclei can accomplish tasks as per the 6S below. Notably, in copper, it provides the nuclei with a physical gyroscopic ability that enables the Nucleus to align itself with the strongest gravity source in its vicinity and to convey that presence very quickly to its neighbouring atoms that are further away from the gravity influence.

**Figure 2 - Copper Atom as per the Standard Model**



The Standard Copper Atom shown above has 4 Electron Layers starting from the closest to the nucleus having 2, 8, 18 and 1 electron per layer. Compared to the Tantalum Atom shown previously, the Copper Atom having only 4 layers will split those into the three STEP Layers as follows. Layers 1 and 2 make the STEP 1st as will most other Atoms having the same electron counts in the first two layers. Layers 3 will make the STEP 2nd casing layer and the last layer will be the STEP 3rd bonding layer. In Part 3, I will start to provide the many differences in the Electron counts and their STEP layer designations.

Suffice it to say at this point that the Atomic Electron Counts will always provide the STEP 1st layer with the Grease, but the 2nd Casing and 3rd Bonding layers will provide varying degrees from high transparency to full cloaking of the nucleus. For the Copper Atom, we still have the Grease layer, the casing layer is thinner hence provides the Nucleus with good casement plus being the outer surface as well while remaining rather

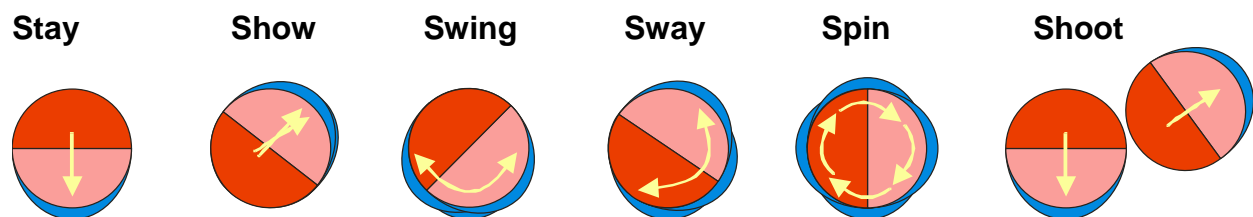
transparent so that the nucleus can both be attentive to outer gravity sources as well as be reactive to neighbouring movements of nuclei that it will convey down the line. The 1 outermost electron count means the Atoms are pliable when bonded. Atoms with more than 1 outer electron count will produce more and more rigid material, but this will again be covered in more detail in Part 3.

So, in the case of the Conductive Atomic Nuclei in this case Copper (Cu) having 29 Protons (orange) (Figure 3) and 29 Neutrons (pink) plus 6 Neutrons off balance (blue) for a total of 35 Neutrons and having an atomic mass of 63.546 amu where 17% of the Neutrons are off balance, or 9.4% of the Nucleus is off balance. These two percentages could be programmed on a scale for spin effect calculations and animations.

In SCT, we take the difference between the Proton and Neutron counts and I thought it would be appropriate to call that difference being the nucleic offset to be named the Nucleic HeavySide (NHS) or just HeavySide (HS) for short. The HS is the main motivating factor of Spin Conveyance. The HS will provide an added value base necessary to fully explain all the workings of each Atom nuclei. Atoms with Equal or slight HS will be less reactive to gravity sources, Atoms with overly emphasized HS will be producing strong actions and will be reactive to outer influences depending on their Casing and Surface counts. There is a whole world of cause and effect attributions that will need to be identified but much too involved for this general explanation of the overall STEP and SCT.

SC uses the word Spin but you could also use any of the 6S terms instead as described in Figure 3.

**Figure 3 - The 6S's of Atomic Spin Conveyance**



The 1 to 3 outer STEP Layers of the Copper atom provides stable bonding, ductility as well as maintains a transition to the surface of the nucleus that permits the nucleus to gyrate in order to point to an outer gravity source or respond to the gyration of a neighbouring copper nuclei or iron core nuclei (when the copper is wound on an iron core). The outer shell has just enough structure to enclose the nucleus gyrations while being transparent enough for the nucleus to see those outer gravity sources or the neighbouring conveyances passed on from one Atom to the next. This provides a direct nucleus responsiveness that is shown in Figure 3 and can be seen summarized as follows.

**Stay:** At rest the HS (blue) is pointing down to the center of our Earth Gravity. This is equal to the Atom being at its latent state where only the Earth gravity provides the main influence.

**Show:** The HS is pointing to a fixed gravity source. Like a hound dog pointing to an unsuspecting pheasant hiding in the bush.

**Swing:** Action such as in rotating a magnetic Localized Gravity Source (LGS) near copper wire will incite the HS to follow it, like when teasing a dog with a ball, the dog's eager stare will follow your every hand movement. So will the nuclei follow any approaching or receding LGS or until the LGS is no longer moving hence the nuclei will be in Show mode pointing to it or until the LGS is gone where it will revert to its latent Stay state such as pointing down towards the Earth Center which would be the next gravity source in its vicinity.

**Sway:** When the nuclei is held between two competing Gravity Sources that are nearly matched in influence, the nuclei will Sway from one to the other in an oscillating manner. Earth surface rock atoms eventually sway as they follow the rise and passage of the sun in the sky while they are still attracted by the Earth gravity source.

**Spin:** Spin as in Spin Conveyance is the rarest of attributes. Not all atoms of the same element can spin due to "defects" in the nuclei or outer shell. Spin occurs when Sway overcomes the 180 degree threshold. Swing can never spin. Sway can eventually Spin. Spin would be the equal to a copper wire coil achieving resonance to the percentage of atoms able to do so under one frequency. This is why current is almost gone because not many nuclei can convey spin at resonance.

**Shoot:** Shoot is the action of generating sparks, like when a grinder spins over metal, or when the two terminals of a car battery scrape each other. Shoot would also equal Mass changing to fire.

The 6S attributes will increase in number with time as we can correlate their effect to nature's every expression.

Although Figure 3. shows a cross sectional view, one must see this as the nuclei being spherical with a slight off centering bulge producing a Heavy Side. The Atom holds the nuclei within its grease layer held in by the casing layer just enough to provide support for the nuclei at its latent state and to permit it to gyrate as per outer or inline influences.

### **Summary of main STEP and SCT Components**

OK, now that you have a good enough portrayal of the STEP and SCT Model let's just recap a little before we continue forward.

We can understand that the Atom is much more than a dumb old nuclei that can only be split around covered with electrons that only have the last layers responding as the cause of all our effects.

The Atom has character. The STEP Model answers the question "Why do so many Atoms have the first layer with 2 and second layer with 8 electrons?". Why did nature make them that way? Well obviously those Atoms that have them need them to do what they are supposed to do. The STEP Model answers that question. Those 10 electrons provide suspension of the nuclei inside the 2nd Layer casing so the nucleus can do its 6S thing. The 2nd Layer casing like any casing has an inner space for the grease and nucleus and an outer surface to produce the physical interface with all we experience in life. The 3rd Layer provides the bonding and flexibility.

The Nucleus is this very smart cookie. It Shows, Stays, Sways, Swings, Spins and Shoots. All of these will be covered in Part 3 as we go more deeper into these attributes.

Those already well versed in the Atomic construct will quickly realize the many worldly ramifications this has on our elucidating how the Atom works and by doing so how many of our present effects are caused not by magical fields and supper whizzing electrons. Some will already know what type of math is required. Some will already know what type of experiments will display these effects in more detail. Some will realize how this will help in the medical field, how our eyes respond to light, how our feeling of touch is conveyed to our brain, how our brain grows and maintains our thought processes. This will explain how mountains heat up or how plants open their leaves when the sun rises. This will explain how things like Nitinol Metal has a memory. This will explain how our ICs and memory chips work. How electricity works and how our coils work.

I will be covering many of these in Part 3. I just need a little breather and let you have some time to permit some of this to sink in. I know it is not easy. Not because I am explaining things here that are ultra-complicated. I have edited this so many times to put it in the simplest form possible but regardless, I know this is not easy because you already have this mountain of fields and electrons to contend with. It is like catching a bad cold or realizing you have never really seen the Atom is such presence. I would cry. Every day I see the STEP Model manifest in all our effects. It is not easy to put one part of your mind on hold to now fill it up with this new way. Like learning to drive on the left side of the road or learning a new language. But you will see. Once you get the hang of it, it becomes second nature. Second nature meets first nature. What a match. Welcome to the STEP and SCT Model. Let's grow together.

Kindest regards,

Leon Stepanian  
a.k.a. wattsup